


MIDI PARASEP SF®

Faecal parasite concentrator helminth ova
and larvae/protozoa cysts and oocysts

APACOR

APACOR



PARASITOLOGY
SINGLE USE IN VITRO
DIAGNOSTIC DEVICE

MIDI PARASEP SF[®]

Faecal parasite concentrator

Health & safety benefits

- Solvent free device
- Totally enclosed/sealed process
- Reduced reagent volumes
- No cleaning required
- Single use, no sample contamination
- Ready to use systems available

Performance benefits

- Optimum sample recovery
- Enhanced sample clarity
- Rapid four step process
- Human resources optimised
- Easy patient identification
- Fits all 50ml centrifuge buckets



Self standing sample chamber

Mixing chamber

Integral spoon

425µm Filter

Debris trap

Air/liquid seal & safety lock

Internal 220µm Fat dispersion chamber

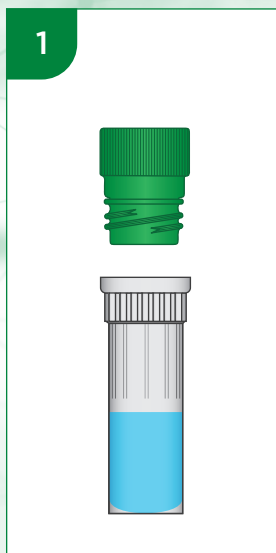
Sedimentation cone



Step 1

Sample preparation

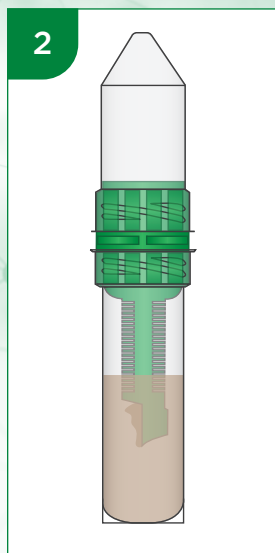
Introduce sample to the fixative/solvent



Step 2

Emulsification

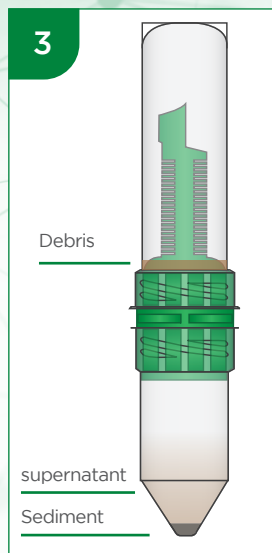
Vortex or shake to emulsify



Step 3

Centrifugation

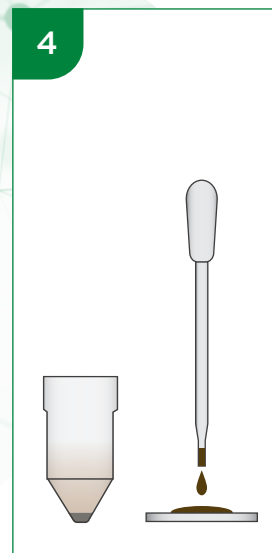
Spin at 400g for 2 minutes



Step 4

Examination

Slide preparation



Code	Description	UOM	Pack size
Midi Parasep SF [®] - 50ml Intestinal Parasite Concentrators:			
149900	No Additive	PK	50
149901	8ml Apafix™	PK	40
149910	8ml Formalin & Triton X	PK	40
149920	8ml SAF & Triton X	PK	40
249300	8ml AlcorFix™	PK	40

Note: To calculate the required RPM for any centrifuge.

$$RPM = \sqrt{\frac{g}{1.12r}} \times 1000$$

RPM - rotor speed in revs/min.

g - centrifugal force (max. 1000g)

r - radius, horizontal distance between sedimentation cone tip and spindle centre measured in mm.

Visit www.apacor.com for all our latest information or contact us at sales@apacor.com