

# MINI PARASEP®

Faecal parasite concentrator for faecal concentration of helminth ova and larvae/protozoa cysts and oocysts

APACOR

**APACOR**



PARASITOLOGY  
SINGLE USE IN VITRO  
DIAGNOSTIC DEVICE

# MINI PARASEP®

## Faecal parasite concentrator

### Health & safety benefits

- Totally enclosed/sealed process
- Reduced reagent volumes
- No cleaning required
- Single use, no sample contamination
- Ready to use systems available

### Performance benefits

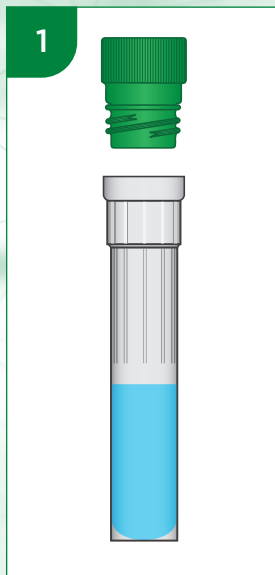
- Optimum sample recovery
- Enhanced sample clarity
- Rapid four step process
- Human resources optimised
- Easy patient identification
- Fits all 15ml centrifuge buckets



### Step 1

#### Sample preparation

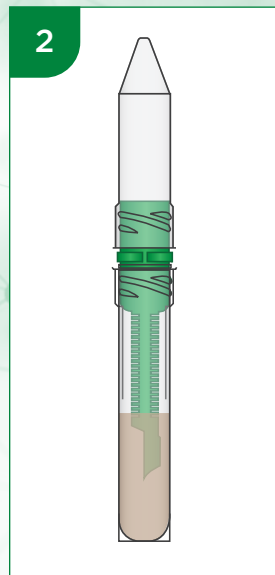
Introduce sample to the fixative/solvent



### Step 2

#### Emulsification

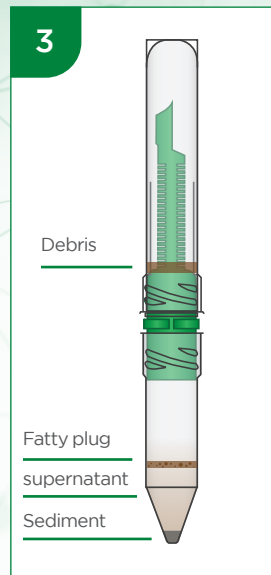
Vortex or shake to emulsify



### Step 3

#### Centrifugation

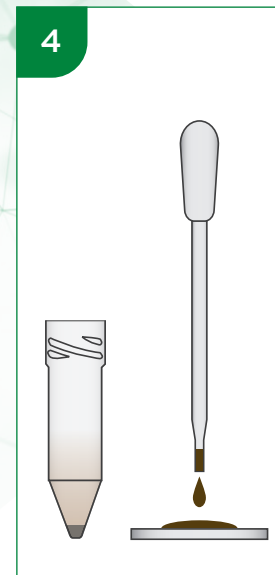
Spin at 1,200g for 3 minutes



### Step 4

#### Examination

Slide preparation



Code	Description	UOM	Pack size
Mini Parasep - 15ml Intestinal Parasite Concentrators:			
146000	No Additive	PK	50
146003	2.4ml Apafix™	PK	40
146004	2.4ml Apafix™ + 40ml Ethyl Acetate	PK	40
146300	2.4ml Formalin and Triton X	PK	40
146400	2.4ml Formalin and Triton X + 40ml Ethyl Acetate	PK	40
146500	2.4ml SAF & Triton X	PK	40
146501	2.4ml SAF & Triton X + 40ml Ethyl Acetate	PK	40

Note: To calculate the required RPM for any centrifuge.

$$RPM = \sqrt{\frac{g}{1.12r}} \times 1000$$

RPM - rotor speed in revs/min.

g - centrifugal force (max. 1000g)

r - radius, horizontal distance between sedimentation cone tip and spindle centre measured in mm.

Visit [www.apacor.com](http://www.apacor.com) for all our latest information or contact us at [sales@apacor.com](mailto:sales@apacor.com)